


DIE GRINDERS



UG-38N



UG-25NA



UG-38NL



UG-38NA

SPECIFICATIONS

Recommended Air Pressure : 0.6MPa (85psi)

Model	Collet Chuck Size		Max.Free Speed (about)	Rated Horse Power	Overall Length (about)		Weight less wheel (about)		Air Inlet Thread (Pipe Tap)		Air Hose Size		Average Air Consumption		Code	
	mm	in			rpm	w	mm	in	kg	lb	in	mm	in	m ³ /min	ft ³ /min	6mm
UG-25NA	6	1/4	23500	210	153	6 1/32	0.53	1.17	NPT1/4	9.5	3/8	0.3	10.7	50062	50072	
G-38EB	6	1/4	20000	315	165	6 1/2	0.65	1.43	NPT1/4	9.5	3/8	0.4	14.0	50442	50452	
UG-38N	6	1/4	25000	315	164	6 15/32	0.57	1.25	NPT1/4	9.5	3/8	0.3	10.7	50512	50412	
UG-38NA	6	1/4	22000	315	165	6 1/2	0.65	1.43	NPT1/4	9.5	3/8	0.4	14.0	50562	50552	
UG-38NL	6	1/4	21000	315	316	12 7/16	0.92	2.02	NPT1/4	9.5	3/8	0.3	10.7	50712	50722	
UG-50S-200	6	1/4	23000	195	198	7 51/64	0.60	1.32	NPT1/4	9.5	3/8	0.4	14.0	50842	50852	

* Please never mount Grinding Wheel whose diameter is 50mm and larger.

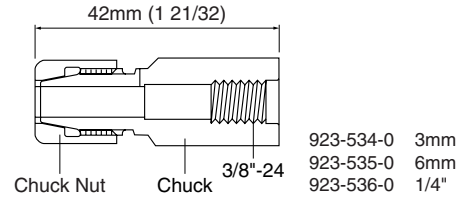
Self-Locking Lever attachment

To prevent accidental start of motor.



COLLET CHUCKS

G-38EB & UG-50S-200



UG-38NSA



UG-38NS

SPECIFICATIONS

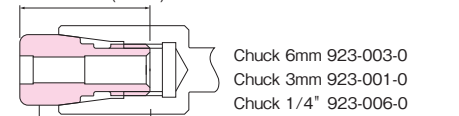
Recommended Air Pressure : 0.6MPa (85psi)

Model	Collet Chuck Size		Max.Free Speed (about)	Rated Horse Power	Overall Length (about)		Weight less wheel (about)		Air Inlet Thread (Pipe Tap)		Air Hose Size		Average Air Consumption		Code	
	mm	in			rpm	w	mm	in	kg	lb	in	mm	in	m ³ /min	ft ³ /min	6mm
UG-25NSA	6	1/4	23500	210	145	5 23/32	0.56	1.23	NPT1/4	9.5	3/8	0.3	10.7	50162	50152	
UG-38NS	6	1/4	25000	315	174	6 27/32	0.60	1.32	NPT1/4	9.5	3/8	0.3	10.7	50612	50662	
UG-38NSA	6	1/4	22000	315	174	6 27/32	0.65	1.43	NPT1/4	9.5	3/8	0.3	10.7	50702	-	
UG-38NSL	6	1/4	21000	315	330	12 63/64	0.95	2.09	NPT1/4	9.5	3/8	0.3	10.7	50762	50782	


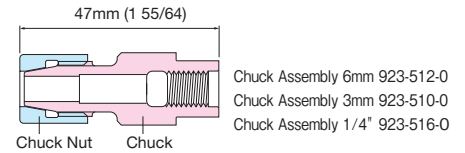
* Please never mount Grinding Wheel whose diameter is 50mm and larger.

COLLET CHUCKS

UG-25N Series
30mm (1 3/16)



UG-38N Series Chuck Assembly (Chuck+Chuck Nut)



UG-45H



UMG-450

SPECIFICATIONS

Recommended Air Pressure : 0.6MPa (85psi)

Model	Collet Chuck Size		Max.Free Speed (about)	Rated Horse Power	Overall Length (about)		Weight less wheel (about)		Air Inlet Thread (Pipe Tap)		Air Hose Size		Average Air Consumption		Code
	mm	in			rpm	w	mm	in	kg	lb	in	mm	in	m ³ /min	
UMG-450	3	No.5	45000	37	145	5 45/64	0.19	0.42	NPT1/4	4.8	3/16	0.2	7.0	58712	
UG-45H	6	1/4	18000	375	196	7 23/62	0.80	1.76	NPT1/4	9.5	3/8	0.6	22.0	51632	

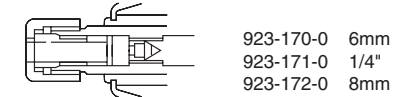
* Please never mount Grinding Wheel whose diameter is 50mm and larger.



Fasten the collet chuck firmly to avoid loosening of the cutting tool.

COLLET CHUCKS

UG-45H



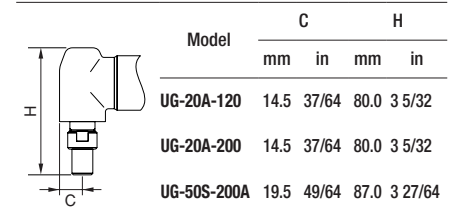
UG-20A-200

SPECIFICATIONS

Recommended Air Pressure : 0.6MPa (85psi)

Model	Collet Chuck Size		Max.Free Speed (about)	Rated Horse Power	Overall Length (about)		Weight less wheel (about)		Air Inlet Thread (Pipe Tap)		Air Hose Size		Average Air Consumption		Code	
	mm	in			rpm	w	mm	in	kg	lb	in	mm	in	m ³ /min		ft ³ /min
	UG-20A-120	6			1/4	12000	113	131	5 3/16	0.50	1.10	NPT1/4	9.5	3/8		0.3
UG-20A-200	6	1/4	20000	113	131	5 3/16	0.50	1.10	NPT1/4	9.5	3/8	0.3	10.7	51732		
UG-50S-200A	6	1/4	20000	195	195	7 45/64	0.90	1.98	NPT1/4	9.5	3/8	0.4	14.0	50862		

* Please never mount Grinding Wheel whose diameter is 50mm and larger.



GRINDERS



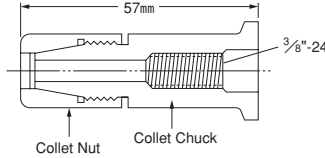
UG-65E



UG-650E

Collet chucks of 6mm and 1/4" capacity are available as optional accessories for mandrel mounted abrasives, cutters and files.

	6mm	1/4"
UNF3/8-24	923-530-0	923-532-0
W3/8-16	923-523-0	923-526-0



SPECIFICATIONS

Recommended Air Pressure : 0.6MPa (85psi)

Type	Model	Throttle Handle	Capacity (Wheel Size)		Max.Free Speed (about)	Rated Horse Power	Overall Length (about)		Weight less wheel (about)		Air Inlet Thread (Pipe Tap)	Air Hose Size		Average Air Consumption		Code
			mm	in			rpm	w	mm	in		kg	lb	in	mm	
Standard	UG-65E	Sleeve	63.5	2 1/2	14600	412	242	9 27/32	1.25	2.75	NPT1/4	9.5	3/8	0.6	22	50912
	UG-65ER	Self-closing	63.5	2 1/2	14600	412	271	10 43/64	1.50	3.30	NPT1/4	9.5	3/8	0.6	22	50902
	UG-65EL	Lever	63.5	2 1/2	14600	412	272	10 23/32	1.40	3.08	NPT1/4	9.5	3/8	0.6	22	50922
Rear Exhaust	UG-65EB	Sleeve	63.5	2 1/2	*14600	412	242	9 27/32	1.25	2.75	NPT1/4	9.5	3/8	0.6	22	50962
	UG-65EBR	Self-closing	63.5	2 1/2	*14600	412	271	10 43/64	1.50	3.30	NPT1/4	9.5	3/8	0.6	22	50972
	UG-65EBL	Lever	63.5	2 1/2	*14600	412	272	10 23/32	1.40	3.08	NPT1/4	9.5	3/8	0.6	22	50982
Extended	UG-650E	Sleeve	63.5	2 1/2	14600	412	390	15 23/64	1.72	3.78	NPT1/4	9.5	3/8	0.6	22	50942
	UG-650ER	Self-closing	63.5	2 1/2	14600	412	419	16 1/2	1.97	4.33	NPT1/4	9.5	3/8	0.6	22	50932
	UG-650EL	Lever	63.5	2 1/2	14600	412	420	16 17/32	1.55	3.41	NPT1/4	9.5	3/8	0.6	22	51132

* Speed without silencer



USG-4S



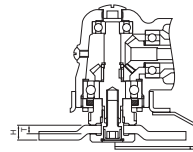
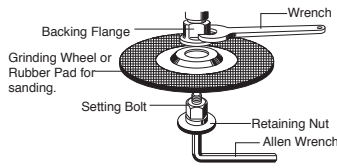
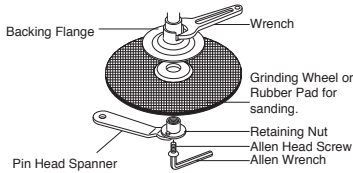
AG-50L



AG-100S

"OUT" type
3/8"-24 Spindle with large FLANGE

"IN" type
URYU special Spindle with small FLANGE



WHEEL SIZE

Model	Thickness	Height
AG-50 Series	3-5mm	9mm
AG-100 Series	4-6mm	10mm
USG-4S	4-6mm	10mm
USG-7S	6-8mm	13mm
USG-L180D	6-8mm	13mm

SPECIFICATIONS

Recommended Air Pressure : 0.6MPa (85psi)

Model	Capacity (Wheel Size)		Max.Free Speed (about)	Rated Horse Power	Overall Length (about)		Overall Height (about)		Weight less wheel (about)		Type of Spindle	Air Inlet Thread (Pipe Tap)	Air Hose Size		Average Air Consumption		Code
	mm	in			rpm	w	mm	in	mm	in			kg	lb	in	mm	
AG-50(OUT)	50	2	15000	337	147	5 25/32	54	2 1/2	0.63	1.40	OUT	NPT1/4	9.5	3/8	0.45	16.0	53622
AG-50L(OUT)	50	2	15000	337	140	5 34/64	54	2 1/2	0.63	1.40	OUT	NPT1/4	9.5	3/8	0.45	16.0	53632
AG-100(IN)	100	4	13500	315	175	6 57/64	68	2 43/64	0.95	2.10	IN	NPT1/4	9.5	3/8	0.50	18.0	53922
AG-100L(IN)	100	4	13500	315	179	7 3/64	68	2 43/64	1.05	2.30	IN	NPT1/4	9.5	3/8	0.50	18.0	53932
AG-100(OUT)	100	4	13500	315	175	6 57/64	68	2 43/64	0.95	2.10	OUT	NPT1/4	9.5	3/8	0.50	18.0	53962
AG-100L(OUT)	100	4	13500	315	179	7 3/64	68	2 43/64	1.05	2.30	OUT	NPT1/4	9.5	3/8	0.50	18.0	53972
AG-100S(IN)	100	4	13500	315	175	6 57/64	68	2 43/64	1.00	2.20	IN	NPT1/4	9.5	3/8	0.50	18.0	53902
AG-100SL(IN)	100	4	13500	315	179	7 3/64	68	2 43/64	1.10	2.40	IN	NPT1/4	9.5	3/8	0.50	18.0	53912
AG-100S(OUT)	100	4	13500	315	179	7 3/64	68	2 43/64	1.00	2.20	OUT	NPT1/4	9.5	3/8	0.50	18.0	53942
AG-100SL(OUT)	100	4	13500	315	179	7 3/64	68	2 43/64	1.10	2.40	OUT	NPT1/4	9.5	3/8	0.50	18.0	53952
USG-4S	100	4	13500	450	236	9 19/64	94	3 45/64	1.65	3.60	IN	NPT1/4	9.5	3/8	0.60	22.0	55462
USG-7S	180	7	7600	962	296	11 21/32	120	4 47/54	3.00	6.60	IN	NPT3/8	12.7	1/2	1.30	46.0	57312
USG-L180D	180	7	7600	888	267	9 1/2	92	3 5/8	2.70	5.90	IN	NPT3/8	12.7	1/2	1.00	36.0	54452

VERTICAL GRINDERS



UVG-2300SL-59



UVG-1800SL-84



USG-4VL



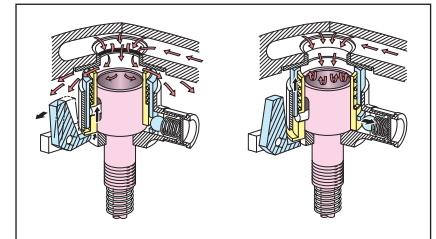
USG-5VLA

100mm(4") & 125mm(5") Type

USG series * These gear-less vertical grinders of simple non-governed design offer powerful and trouble free operation.

180mm(7") & 230mm(9") Type

UVG series * Non-friction speed control governor incorporated with over-speed sensing device. This special governor contributes to power compensation also especially when grinding resistance gets strong causing slow speed.
 * Three different speeds are available for UVG-1800.
 * UVG-2300 series is equipped with Dual and Consecutive action Speed Piston Valve for smooth valve opening.



UVG SERIES

NON-FRICTION SPEED CONTROL GOVERNOR incorporated in OVERSPEED SENSING DEVICE

SPECIFICATIONS

Recommended Air Pressure : 0.6MPa (85psi)

Model	Capacity (Wheel Size)		Max.Free Speed (about)	Rated Horse Power	Overall Length (about)		Overall Height (about)		Weight less wheel (about)		Type of Spindle	Air Inlet Thread (Pipe Tap)		Air Hose Size		Average Air Consumption		Code
	mm	in			rpm	w	mm	in	mm	in		kg	lb	in	mm	in	m ³ /min	
USG-4VL	100	4	12000	435	220	8 21/32	97	3 13/16	1.40	3.09	IN	NPT1/4	9.5	3/8	0.85	30.0	55862	
USG-5VLA	125	5	10500	375	220	8 21/32	97	3 13/16	1.48	3.26	IN	NPT1/4	9.5	3/8	0.85	30.0	55922	
UVG-1500SL-76	180	7	7600	1200	-	-	162	6 3/8	3.30	7.26	OUT	NPT3/8	12.7	1/2	1.40	49.0	52282	
UVG-1500SL-84	180	7	8400	1200	-	-	162	6 3/8	3.30	7.26	OUT	NPT3/8	12.7	1/2	1.40	49.0	52272	
UVG-1800SL-76	180	7	7600	1650	-	-	175	6 7/8	4.00	8.80	OUT	NPT3/8	12.7	1/2	2.00	70.0	51962	
UVG-1800SL-84	180	7	8400	1650	-	-	175	6 7/8	4.00	8.80	OUT	NPT3/8	12.7	1/2	2.00	70.0	51952	
UVG-2300SL-59	230	9	5900	2550	-	-	182	7 5/32	4.80	10.56	OUT	NPT1/2	19.0	3/4	2.50	80.0	51862	

ANGLE GRINDERS



UAG-50SBL-120



UAG-40SBL-136



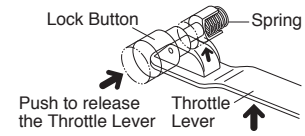
UAG-70SBL-76



UAG-90SBL-59

LOCK BUTTON

Push the spring-loaded Lock Button to release the Throttle Lever for operation. When released the Lever is locked automatically.



ROLL TYPE THROTTLE HANDLE



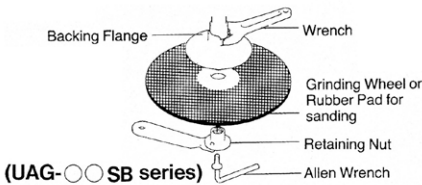
UAG-○○SB series
UAG-○○SC series

100mm-230mm(4"-9") Wheel Dia.
URYU offers UAG-series Angle Grinders of 100mm(4"), 125mm(5"), 180mm(7") and 230mm(9") capacity. These governed lightweight and compact grinders deliver high power to weight ratio and feature.

- Non-friction Speed Governor for most efficient grinding performance.
- Unique spring-loaded Exhaust Valve for noise-less trouble free operation.
- Vibration absorbent Dead Handle for less Operator fatigue.

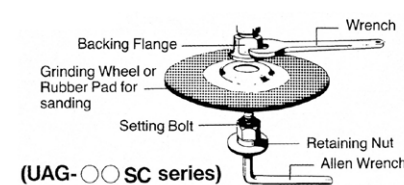
"B" type

Spindle with large Flange



"C" type

URYU unique Spindle with small Flange



Spring-loaded EXHAUST VALVE

This exhaust hole is kept closed off-operation but is opened upon triggering. This unique exhaust valve features:

- Cutting exhaust noise especially when air is shut off.
- Preventing foreign matters inhalation into the tool.




SPECIFICATIONS

Recommended Air Pressure : 0.6MPa (85psi)

Model	Capacity (Wheel Size)		Max.Free Speed (about)	Rated Horse Power	Overall Length (about)		Overall Height (about)		Weight less wheel (about)		Type of Spindle	Air Inlet Thread (Pipe Tap)	Air Hose Size		Average Air Consumption		Code
	mm	in			rpm	w	mm	in	mm	in			kg	lb	in	mm	
UAG-40SB-136	100	4	13600	712	208	8 3/16	76	3	1.5	3.3	OUT	NPT1/4	9.5	3/8	0.95	34.0	59622
UAG-40SBL-136	100	4	13600	712	246	9 11/16	76	3	1.3	2.9	OUT	NPT1/4	9.5	3/8	0.95	34.0	59632
UAG-40SC-136	100	4	13600	712	208	8 3/16	76	3	1.5	3.3	IN	NPT1/4	9.5	3/8	0.95	34.0	59662
UAG-40SCL-136	100	4	13600	712	246	9 11/16	76	3	1.3	2.9	IN	NPT1/4	9.5	3/8	0.95	34.0	59672
UAG-50SBL-120	125	5	12000	712	246	9 11/16	76	3	1.4	3.1	OUT	NPT1/4	9.5	3/8	0.95	34.0	59702
UAG-50SCL-120	125	5	12000	712	246	9 11/16	76	3	1.4	3.1	IN	NPT1/4	9.5	3/8	0.95	34.0	59752
UAG-50SC-120	125	5	12000	712	208	8 3/16	76	3	1.6	3.5	IN	NPT1/4	9.5	3/8	0.95	34.0	59802
UAG-50SB-109	125	5	10900	712	208	8 3/16	76	3	1.6	3.5	OUT	NPT1/4	9.5	3/8	0.95	34.0	59722
UAG-50SBL-109	125	5	10900	712	246	9 11/16	76	3	1.4	3.1	OUT	NPT1/4	9.5	3/8	0.95	34.0	59732
UAG-70SBL-76	180	7	7600	1500	300	11 13/16	98	3 55/64	2.9	6.4	OUT	NPT3/8	12.7	1/2	1.60	57.0	59132
UAG-70SB-76	180	7	7600	1500	253	10	98	3 55/64	3.0	6.6	OUT	NPT3/8	12.7	1/2	1.60	57.0	59122
UAG-70SC-76	180	7	7600	1500	253	10	87	3 27/64	3.0	6.6	IN	NPT3/8	12.7	1/2	1.60	57.0	59162
UAG-70SCL-76	180	7	7600	1500	300	11 13/16	87	3 27/64	2.8	6.2	IN	NPT3/8	12.7	1/2	1.60	57.0	59172
UAG-90SBL-59	230	9	5900	1875	308	12 1/8	98	3 55/64	3.3	7.3	OUT	NPT3/8	12.7	1/2	1.90	67.0	59332

HORIZONTAL GRINDERS



UG-1250L-72



UG-1250-72



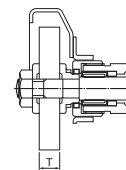
UG-1500L-60



UG-1500-60

Heavy-Duty Type (Governed)

- Two speeds are available for UG-1500 series.
(Higher speed for resinoid wheels and lower speed for vitrified wheels)
- Two different Throttle Handles are available for every model.
- Lever Type Handles are recommended for safer operation.



WHEEL SIZE

Model Name	Thickness
UG-1250 Series	13-19mm
UG-1500 Series	18-25mm

SPECIFICATIONS

Recommended Air Pressure : 0.6MPa (85psi)

Model	Capacity (Wheel Size)		Max.Free Speed (about)	Rated Horse Power	Overall Length (about)		Weight less wheel (about)		Spindle Size	Air Inlet Thread (Pipe Tap)	Air Hose Size		Average Air Consumption		Code
	mm	in			rpm	w	mm	in			kg	lb	in	in	
UG-1250-72	125	5	7200	750	436	17 11/64	3.20	7.04	1/2-13	NPT3/8	12.7	1/2	0.90	32.7	54204
UG-1250L-72	125	5	7200	750	436	17 11/64	2.80	6.16	1/2-13	NPT3/8	12.7	1/2	0.90	32.7	54234
UG-1500-60	150	6	6000	1320	497	19 9/16	4.88	10.74	5/8-11	NPT3/8	12.7	1/2	1.30	45.9	54304
UG-1500-41	150	6	4100	975	497	19 9/16	4.88	10.74	5/8-11	NPT3/8	12.7	1/2	1.30	45.9	54314
UG-1500L-60	150	6	6000	1320	495	19 31/64	4.62	10.16	5/8-11	NPT3/8	12.7	1/2	1.30	45.9	54334
UG-1500L-41	150	6	4100	975	495	19 31/64	4.62	10.16	5/8-11	NPT3/8	12.7	1/2	1.30	45.9	54344

* Do not use vitrified wheels with higher speed type of each model.